




Keynote Address by Mr K Shanmugam SC Minister for Law and Home Affairs

21 November 2022





A Chinese rickshaw rider



“Samsui” women, or Chinese construction labourers



A “kangany” or Indian labour foreman



Malay settlers



A Peranakan Family

Housing in the 1950s & 1960s



Singapore Today



Marina Bay & Gardens by the Bay



Public Housing



Port of Singapore



Central Business District



Public Transport Infrastructure

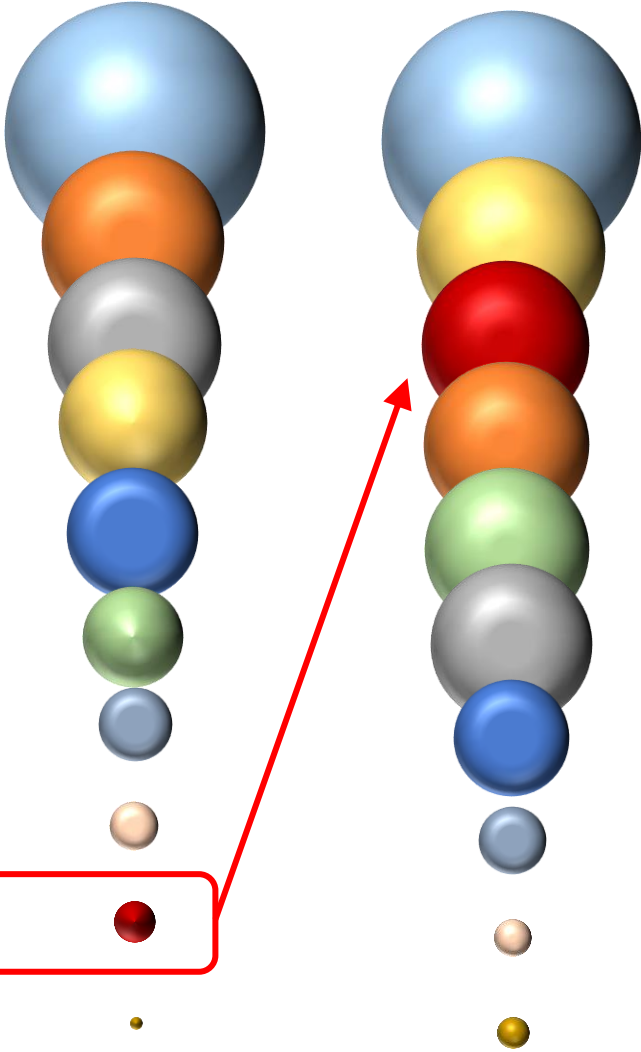


Changi Airport

Comparing GDP & Population

Population

276 million	Indonesia
111 million	Philippines
98 million	Vietnam
70 million	Thailand
55 million	Myanmar
33 million	Malaysia
17 million	Cambodia
7.4 million	Laos
3.6 million	Singapore
0.4 million	Brunei



GDP (USD)

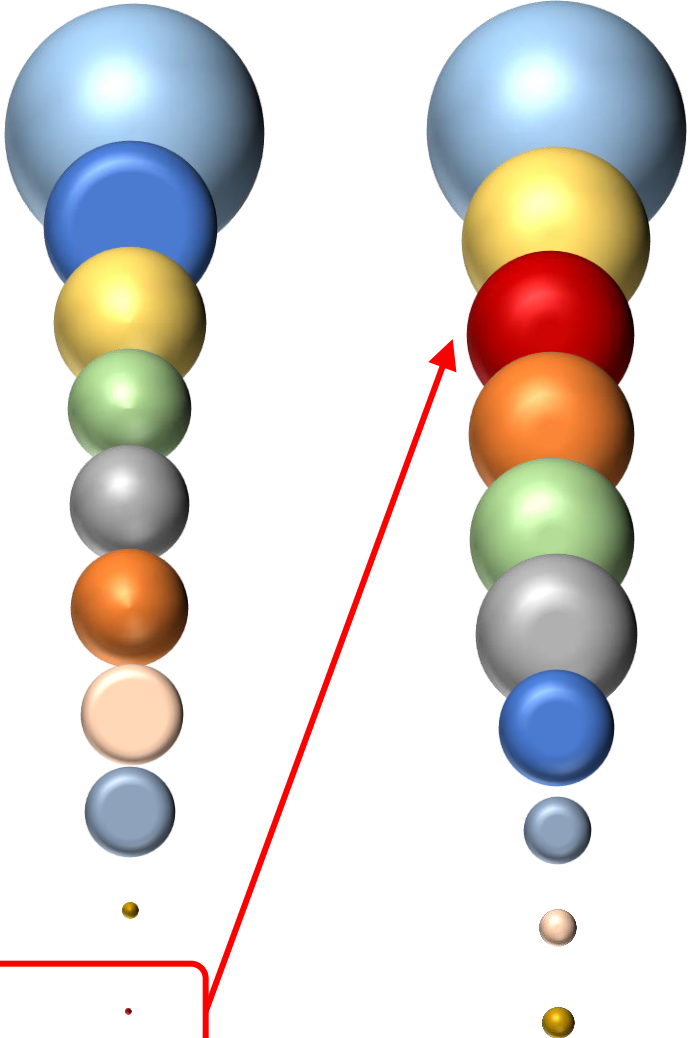
Indonesia	1,186 billion
Thailand	506 billion
Singapore	397 billion
Philippines	394 billion
Malaysia	373 billion
Vietnam	363 billion
Myanmar	65 billion
Cambodia	27 billion
Laos	19 billion
Brunei	14 billion

Malaysia's land area: 328,550 sq km

Comparing GDP & Land Area

Land Area

1,877,519 km ²	Indonesia
652,670 km ²	Myanmar
510,890 km ²	Thailand
328,550 km ²	Malaysia
313,429 km ²	Vietnam
298,170 km ²	Philippines
230,800 km ²	Laos
176,520 km ²	Cambodia
5,270 km ²	Brunei
728 km ²	Singapore



GDP (USD)

Indonesia	1,186 billion
Thailand	506 billion
Singapore	397 billion
Philippines	394 billion
Malaysia	373 billion
Vietnam	363 billion
Myanmar	65 billion
Cambodia	27 billion
Laos	19 billion
Brunei	14 billion

Human Development

International NGO Save The Children (2018-2021):

Singapore ranked as the **best place in the world for a child to grow up** out of 186 countries

World Bank Human Capital Index (2020):

Singapore ranked **1st out of 157 countries**

Housing

Home ownership rate : ~90% (one of the highest in the world) – from 29% in 1970

2021 Demographia survey : Singapore had a median multiple (i.e. house price / household income) of **4.7**.

- Cf Hong Kong (20.7)

END OF CHILDHOOD INDEX RANKING 2021

TOP 10 WHERE CHILDHOOD IS MOST PROTECTED		BOTTOM 10 WHERE CHILDHOOD IS MOST THREATENED	
RANK	COUNTRY	RANK	COUNTRY
1	Singapore	177	Madagascar
1	Slovenia	178	Guinea
3	Ireland	179	Burkina Faso
3	Norway	180	Nigeria
5	Cyprus	181	Mali
5	Sweden	182	South Sudan
7	Netherlands	183	Somalia
7	South Korea	184	Chad
9	Belgium	185	Central African Republic
9	Iceland	186	Niger

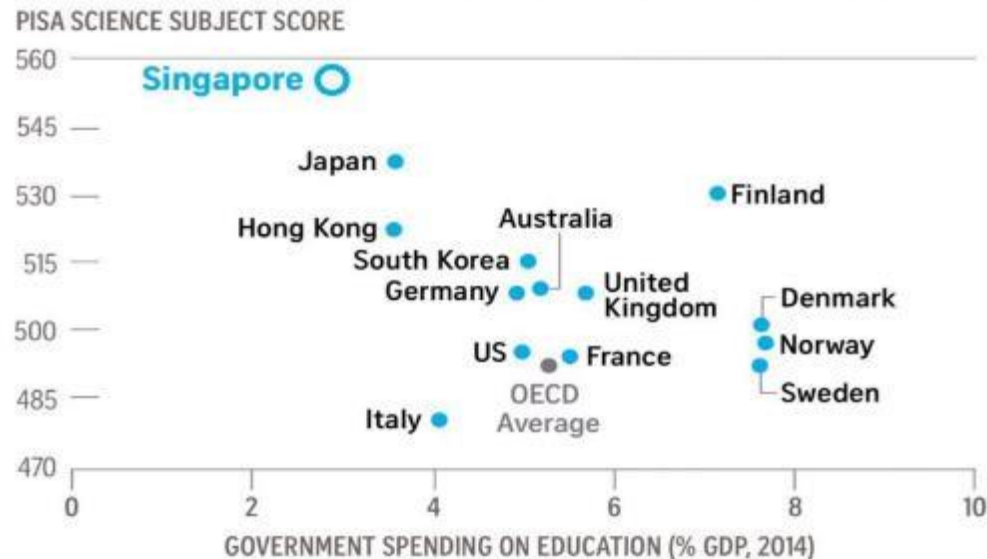


Education

TIMSS (2019): Singapore ranked 1st since 1995 in Mathematics and Science, across primary & secondary students

PISA (2018): Singapore had highest proportion of students (39%) as top performers in science, reading and mathematics – almost double OECD average (15.3%)

Good outcomes for education spending



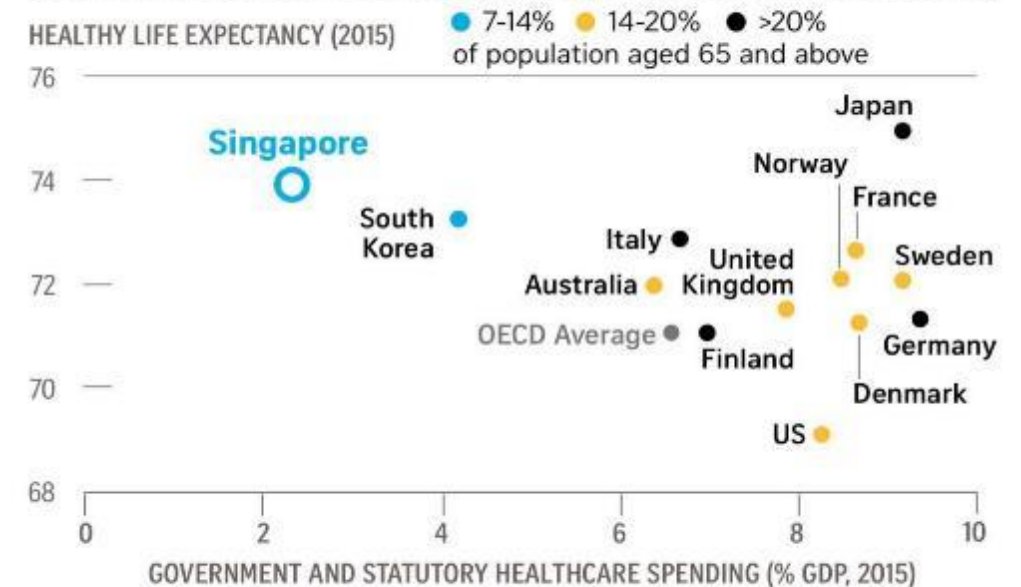
Sources: UNESCO INSTITUTE FOR STATISTICS, OECD SUNDAY TIMES GRAPHICS

Health

Global Burden of Disease Report (1990-2017):

- Longest life expectancy in the world (84.8 years)
- Longest span of living in good health (74.2 years)

Good outcomes for healthcare spending



Sources: WORLD HEALTH ORGANISATION, WORLD BANK, MOH SUNDAY TIMES GRAPHICS

Law & Order

Gallup Law & Order Report (2022):

- Singapore: Ranked **1st** in in Gallup's Law & Order Index since 2015*

** Singapore not included in the 2021 Gallup report due to the pandemic*

- **95%** of adults in Singapore feel safe walking alone at night (Global average: 71%)

Countries/Areas With Highest Law and Order Index Scores	
COUNTRY / AREA	LAW AND ORDER INDEX
Singapore	96
Tajikistan	95
Norway	93
Switzerland	92
Indonesia	92
Egypt	92
United Arab Emirates	92
Finland	91
Iceland	91
Portugal	91

IPS Study (World Values Survey) (2021):

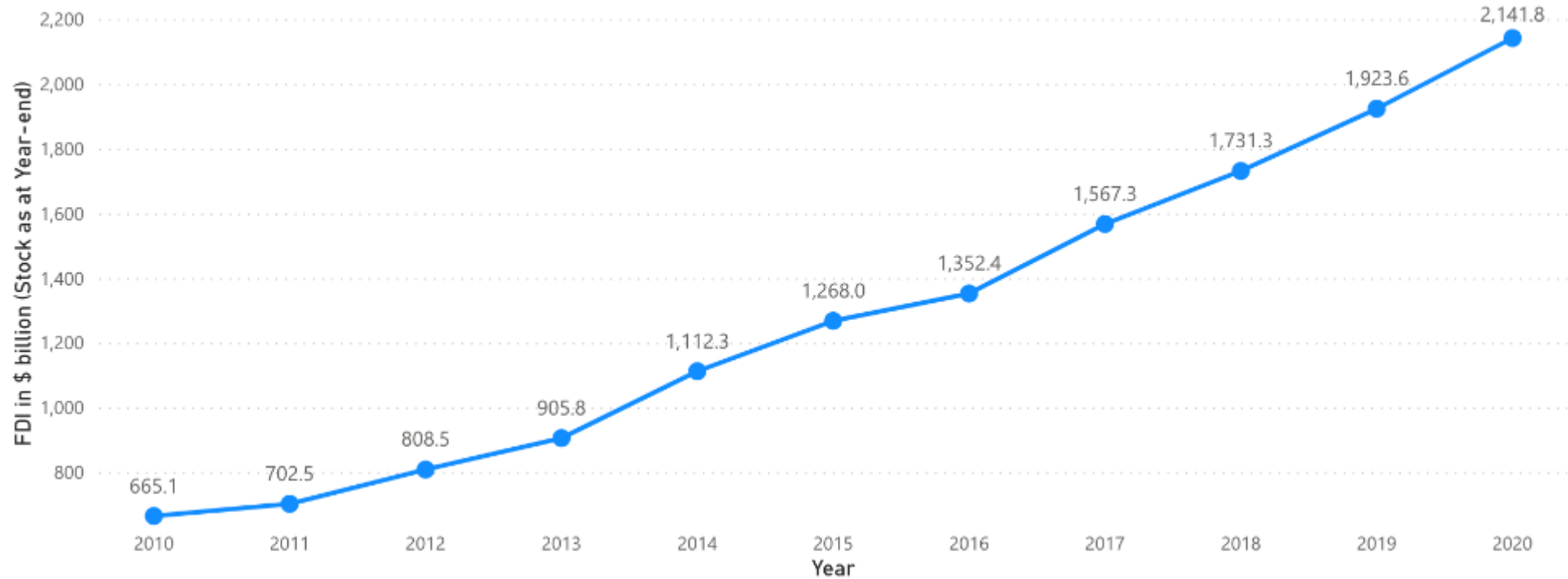
- **87%** confident or very confident in the SPF, up from 79% in 2012
- **Highest level** of confidence in police globally

Rule of Law

Indicator	Area	Ranking
World Bank Worldwide Governance Indicators (2020)	Rule of Law	98.56th percentile
World Economic Forum Global Competitiveness Index 4.0 (2019)	Institutions <ul style="list-style-type: none"> • Efficiency of legal framework in settling disputes • Transparency • Government long-term vision 	2nd 1st 3rd 1st
The Heritage Foundation Index of Economic Freedom (2022)	Overall Rule of Law <ul style="list-style-type: none"> • Property rights • Government Integrity 	1st out of 177 94.4 92.8
World Justice Project Rule of Law Index (2022)	Overall <ul style="list-style-type: none"> • Order and security • Absence of corruption • Regulatory enforcement • Civil Justice • Criminal Justice 	17th worldwide 3rd out of 140 3rd 7th 8th 7th

Foreign Direct Investments

> **S\$2 trillion** in
total stock FDI



> **4,000**
American
companies



> **10,000**
European
companies